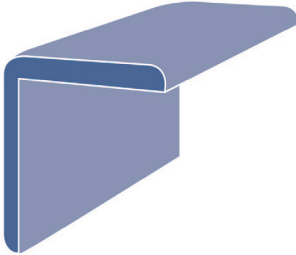
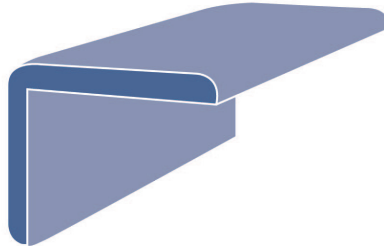


## Cope Mouldings

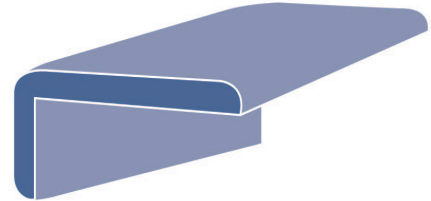
MG 15  
.302 kg/m



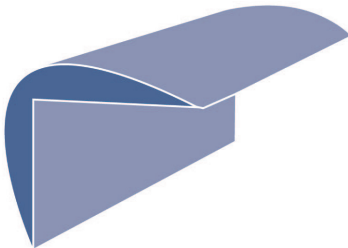
MG 16  
.375kg/m



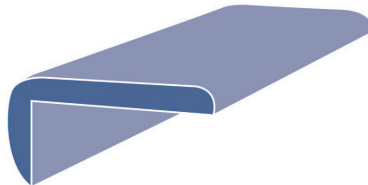
MG 17  
.412kg/m




MG 18  
.228kg/m




MG 20  
.219kg/m



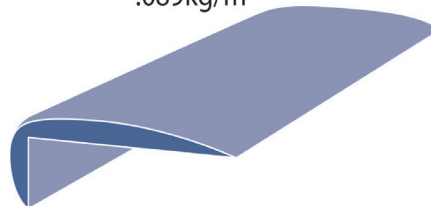
MG 21  
.281kg/m




MG 22  
.232kg/m



MG 23  
.089kg/m



MG 24  
.348kg/m



MG 26  
.237kg/m

