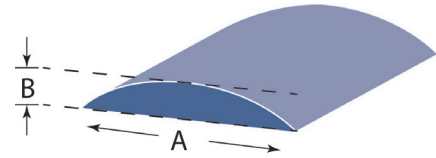


# Section 3 Extrusions

## Mouldings

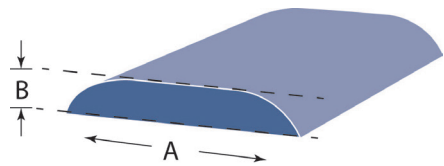
Part No:	Imperial Size		Weight kg/m	Metric Size	
	A	B		A	B
HR1	1/2	3/16	0.089	12.7	4.8
HR2	5/8	3/16	0.097	15.9	4.8
HR3	3/4	3/16	0.146	19	4.8
HR4	7/8	3/16	0.167	22.2	4.8
HR5	1	3/16	0.196	25.4	4.8
HR6	1 1/4	3/16	2.1	31.8	4.8
HR7	1 1/4	1/4	0.308	31.8	6.4
HR8	1 1/2	3/16	0.25	38.1	4.8
HR9	1 1/2	1/4	0.366	38.1	6.4
HR10	2	1/4	0.455	50.8	6.4

### Half Round



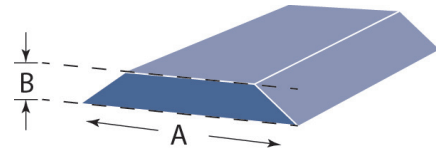
Part No:	Imperial Size		Weight kg/m	Metric Size	
	A	B		A	B
DFE1	3/4	1/8	0.154	19	3.2
DFE2	1	1/8	0.207	25.4	3.2
DFE3	1 1/4	1/8	0.262	31.8	3.2
DFE4	1 1/2	1/8	0.318	38.1	3.2

### Double Feather Edge

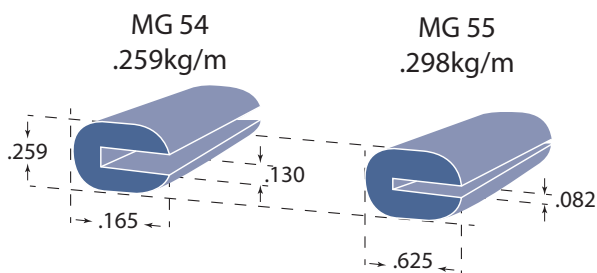


Part No:	Imperial Size		Weight kg/m	Metric Size	
	A	B		A	B
DBE1	3/4	1/8	0.154	19	3.2
DBE2	1	1/8	0.207	25.4	3.2
DBE3	1 1/4	1/8	0.262	31.8	3.2
DBE4	1 1/2	1/8	0.318	38.1	3.2


### Double Bevelled Edge



### Edge Mouldings



### Cover Mouldings



### Section 3.9



Tel: 0121 524 1235 Email: [metalgoods@carlyleplc.co.uk](mailto:metalgoods@carlyleplc.co.uk)  
Website: [www.carlylemetalgoods.com](http://www.carlylemetalgoods.com)